

NURS 6512 Advanced Health Assessment Final Exam (Latest,2020) NURS6512 Final Exam (Attempted Score 100%)

written by

knowwy

ser

Course NURS-6512N-29,Advanced Health Assessment.2020
Summer Qtr 06/01-08/23-PT27

Test Exam - Week 11

Started 8/16/20 8:57 PM

Submitted 8/16/20 10:56 PM

Due Date 8/17/20 1:59 AM

Status Completed

Attempt 100 out of 100 points
Score

Time Elapsed 1 hour, 59 minutes out of 2 hours

Instructions Please answer each question below and click **Submit** when you have completed the Exam.

Results Submitted Answers, Incorrectly Answered Questions
Displayed

• **Question 1**

1 out of 1 points



Which portion of the physical examination is best done with the patient standing?

Selected Answer: Spinal

• **Question 2**

1 out of 1 points



To assess spinal levels L2, L3, and L4, which deep tendon reflex should be tested?

Selected Answer: Patellar

• **Question 3**

1 out of 1 points



Nerves that arise from the brain rather than the spinal cord are called:

Selected Answer: cranial.

• **Question 4**

1 out of 1 points




While interviewing a 70-year-old female clinic patient, she tells you that she takes ginkgo biloba and St. John's wort. You make a short note to check for results of the:

Selected Answer: Mini-Mental State Examination.

• **Question 5**


1 out of 1 points

 The finger-to-nose test allows assessment of:

Selected Answer: coordination and fine motor function.

• **Question 6**


1 out of 1 points

 The difference in blood pressure readings between the right and the left arms is considered normal up to ____ mm Hg.

Selected Answer: 10

• **Question 7**


1 out of 1 points

 Functional assessment is most important during the examination of a(n):

Selected Answer: older adult.

• **Question 8**


1 out of 1 points

 During a routine prenatal visit, Ms. T. was noted as having dependent edema, varicosities of the legs, and hemorrhoids. She expressed concern about these symptoms. You explain to Ms. T. that her enlarged uterus is compressing her pelvic veins and her inferior vena cava. You would further explain that these findings:

Selected Answer: are usual conditions during pregnancy.

• **Question 9**


1 out of 1 points

 Palpation of epitrochlear nodes is part of the:

Selected Answer: examination of the upper extremities.

• **Question 10**

1 out of 1 points

 Which one of the following techniques is used to detect a torn meniscus?

Selected Answer: McMurray test

• **Question 11**

1 out of 1 points



Cranial nerve XII may be assessed in an infant by:

Selected Answer: observing the infant suck and swallow.

• **Question 12**

1 out of 1 points



Loss of immediate and recent memory with retention of remote memory suggests:

Selected Answer: dementia.

• **Question 13**

1 out of 1 points



The family history for a patient with joint pain should include information about siblings with:

Selected Answer: genetic disorders.

• **Question 14**

1 out of 1 points



When palpating joints, crepitus may occur when:

Selected Answer: irregular bony surfaces rub together.

• **Question 15**

1 out of 1 points



A red, hot swollen joint in a 40-year-old man should lead you to suspect:

Selected Answer: gout.

• **Question 16**

1 out of 1 points



Inquiry about nocturnal muscle spasms would be most significant when taking the musculoskeletal history of:

Selected Answer: older adults.

• **Question 17**

1 out of 1 points



You are conducting a preparticipation physical examination for a 10-year-old girl with Down syndrome who will be playing basketball. She has slight torticollis and mild ankle clonus. What additional diagnostic testing would be required for her?

Selected Answer: Cervical spine radiograph

• **Question 18**

1 out of 1 points



In the most effective percussion technique of the posterior lung fields, the patient cooperates by:

Selected Answer: folding the arms in front.

• **Question 19**

1 out of 1 points



A 12-year-old boy relates that his left scrotum has a soft swollen mass. The scrotum is not painful upon palpation. The left inguinal canal is without masses. The mass does transilluminate with a penlight. This collection of symptoms is consistent with:

Selected Answer: hydrocele.

• **Question 20**

1 out of 1 points



An apical PMI palpated beyond the left fifth intercostal space may indicate:

Selected Answer: left ventricular hypertrophy.

• **Question 21**

1 out of 1 points



The checkout station for preparticipation physical evaluation (PPE) is critical because at this point:

Selected Answer: coordination of follow-ups is reviewed.

• **Question 22**

1 out of 1 points



If a patient cannot shrug the shoulders against resistance, which cranial nerve (CN) requires further evaluation?

Selected Answer: CN XI, spinal accessory

• **Question 23**

1 out of 1 points



You are conducting a clinical breast examination for your 30-year-old patient. Her breasts are symmetrical with bilateral, multiple tender masses that are freely moveable with well-defined borders. You recognize that these symptoms and assessment findings are consistent with:

Selected Answer: fibrocystic changes.

• **Question 24**

1 out of 1 points



The Mini-Mental State Examination should be administered for the patient who:

Selected Answer: gets lost in her neighborhood.

• **Question 25**

1 out of 1 points



The physical assessment technique most frequently used to assess joint symmetry is:

Selected Answer: inspection.

• **Question 26**

1 out of 1 points



The reliability of health-related findings and observations is the responsibility of the:

Selected Answer: professional and the patient.

• **Question 27**

1 out of 1 points



You are examining Mr. S., a 79-year-old diabetic man complaining of claudication. Which of the following physical findings is consistent with the diagnosis of arterial occlusion?

Selected Answer: Loss of hair over the extremity

• **Question 28**

1 out of 1 points



If pitting edema is unilateral, you would suspect occlusion of a:

Selected Answer: major vein.

• **Question 29**

1 out of 1 points



For purposes of examination and communication of physical findings, the breast is divided into:

Selected Answer: four quadrants plus a tail.

• **Question 30**

1 out of 1 points



Your patient's chief complaint is repeated pencil-like stools. Further examination should include:

Selected Answer: digital rectal examination (DRE).

• **Question 31**

1 out of 1 points



Facial muscle or tongue weakness may result in:

Selected Answer: aphasia.

• **Question 32**

1 out of 1 points



The musculoskeletal examination should begin when:

Selected Answer: the patient enters the examination room.

• **Question 33**

1 out of 1 points



You are initially evaluating the equilibrium of Ms. Q. You ask her to stand with her feet together and arms at her sides. She loses her balance. Ms. Q. has a positive:

Selected Answer: Romberg sign.

• **Question 34**

1 out of 1 points



The best way to ease the apprehension of a 3-year-old child before a physical examination is to:

Selected Answer: let the child hold the stethoscope while you listen.

• **Question 35**

1 out of 1 points